

Randy's Candy

 Sample ID: BIA250815S0006
 Strain: 025

 Matrix: Plant
 Type: Flower - Cured
 Sample Size: 7.34 g
 Lot#:

 Produced:
 Collected:
 Received: 08/15/2025
 Completed: 08/21/2025
 Batch#:

 Client
The Flying Cactus
 Lic. #
 963 South Main Street
 Fair Haven, VT 05743


Summary

Test	Date Tested	Result
Sample		Complete
Cannabinoids	08/20/2025	Complete
Moisture	08/18/2025	11.00% - Complete
Water Activity	08/18/2025	0.577 aw - Complete
Terpenes	08/19/2025	Complete
Microbials	08/21/2025	Complete

Cannabinoids

Completed

26.45% Total THC					0.07% Total CBD					31.84% Total Cannabinoids				
Analyte	LOQ	Results	Results	Mass	Analyte	LOQ	Results	Results	Mass	Analyte	LOQ	Results	Results	Mass
	mg/g	%	mg/g	mg/serving		mg/g	%	mg/g	mg/serving		mg/g	%	mg/g	mg/serving
CBDVa	0.0003	<LOQ	<LOQ		CBCVa	0.0003	<LOQ	<LOQ						
CBDV	0.0003	<LOQ	<LOQ		CBNa	0.0003	<LOQ	<LOQ						
CBDa	0.0005	0.08	0.8		Δ9-THC	0.0005	0.56	5.6						
CBGa	0.0005	0.46	4.6		Δ8-THC	0.0003	<LOQ	<LOQ						
CBG	0.0005	0.20	2.0		Δ10-THC*	0.0002	<LOQ	<LOQ						
CBD	0.0005	<LOQ	<LOQ		CBL	0.0005	<LOQ	<LOQ						
THCV	0.0003	<LOQ	<LOQ		CBC	0.0003	<LOQ	<LOQ						
CBLV	0.0003	0.07	0.7		THCa	0.0005	29.53	295.3						
CBCV	0.0003	<LOQ	<LOQ		CBCa	0.0006	0.77	7.7						
THCVa	0.0003	0.18	1.8		CBLa	0.0005	<LOQ	<LOQ						
CBN	0.0005	<LOQ	<LOQ		Total THC		26.45	264.50						
					Total CBD		0.07	0.69						
					Total		31.84	318.41	0.00					

Analyst: 052

Cannabinoids Methodology: High Performance Liquid Chromatography (HPLC) using PerkinElmer FLEXAR™ with Photo Diode Array Detector (PDA)

Total CBD and total THC are calculated values, to account for assumed decarboxylation from the acid form (THCA or CBDA) to the neutral form, causing weight loss of the acid group. These values are calculated as follows:

$$\text{Total THC} = (\text{THCA} \times 0.877) + \Delta 9\text{-THC}$$

$$\text{Total CBD} = (\text{CBDA} \times 0.877) + \text{CBD Reagent}$$

Blanks: < LOQs for all analytes

LOQ = The lowest quantity that this method can reliably detect. Any cannabinoid that was not detected is assumed to be less than the stated LOQ (<LOQ).

All results reflect dry weight of material, based on % moisture of the sample.

Measurement of Uncertainty (MU): the parameter, associated with the result of a measurement, that characterizes the dispersion of the values that could reasonably be attributed to the particular quantity subject to measurement. Δ9-THC MU = ±0.005% Total THC MU = ±0.007%

All other cannabinoid MU values are available upon request.

All moisture and water activity analysis is determined by dewpoint measurement using an AQUALAB water activity meter.

*The result is the sum of delta-10 isomers.




 Luke Emerson-Mason
 Laboratory Director
 08/21/2025

 Confident LIMS
 All Rights Reserved
coa.support@confidentlims.com
 (866) 506-5866
www.confidentlims.com


Randy's Candy

 Sample ID: BIA250815S0006
 Strain: 025

 Matrix: Plant
 Type: Flower - Cured
 Sample Size: 7.34 g
 Lot#:

 Produced:
 Collected:
 Received: 08/15/2025
 Completed: 08/21/2025
 Batch#:






 Client
The Flying Cactus
 Lic. #
 963 South Main Street
 Fair Haven, VT 05743

Terpenes

Completed

Analyte	LOQ	Results	Results
	mg/g	mg/g	%
Limonene	0.010	14.225	1.422
β -Myrcene	0.010	5.727	0.573
Ocimene	0.010	4.792	0.479
β -Pinene	0.010	4.113	0.411
α -Pinene	0.010	3.086	0.309
Linalool	0.010	2.643	0.264
β -Caryophyllene	0.010	2.618	0.262
α -Humulene	0.010	1.028	0.103
Camphene	0.010	0.240	0.024
Terpinolene	0.010	0.221	0.022
α -Bisabolol	0.010	0.038	0.004
γ -Terpinene	0.010	0.032	0.003
Eucalyptol	0.010	0.029	0.003
α -Terpinene	0.010	0.028	0.003
3-Carene	0.010	0.011	0.001
Caryophyllene Oxide	0.010	<LOQ	<LOQ
cis-Nerolidol	0.010	<LOQ	<LOQ
Geraniol	0.010	<LOQ	<LOQ
Guaiol	0.010	<LOQ	<LOQ
Isopulegol	0.010	<LOQ	<LOQ
p-Cymene	0.010	<LOQ	<LOQ
trans-Nerolidol	0.010	<LOQ	<LOQ
Total		38.832	3.883

Primary Aromas

 Orange	 Hops	 Earthy	 Pine	 Lavender
---	---	---	---	---

Analyst: 048

LOQ = The lowest quantity this method can reliably detect. Any terpene that was not detected is assumed to be less than the stated LOQ (<LOQ).

Terpene Methodology: Headspace Sampler, Gas Chromatography-Mass Spectrometry (GC-MS), using Perkin Elmer Clarus® SQ8 GC MS

Reagent Blanks: < LOQs for all analytes

All results reflect dry weight of material, based on % moisture of the sample.

All moisture and water activity analysis is determined by dewpoint measurement using an AQUALAB water activity meter.




 Luke Emerson-Mason
 Laboratory Director
 08/21/2025

 Confident LIMS
 All Rights Reserved
coa.support@confidentlims.com
 (866) 506-5866
www.confidentlims.com


Randy's Candy

 Sample ID: BIA250815S0006
 Strain: 025

 Matrix: Plant
 Type: Flower - Cured
 Sample Size: 7.34 g
 Lot#:

 Produced:
 Collected:
 Received: 08/15/2025
 Completed: 08/21/2025
 Batch#:

 Client
The Flying Cactus
 Lic. #
 963 South Main Street
 Fair Haven, VT 05743

Pathogens

Completed

Pathogens	LOD	Results
	CFU/g	CFU/g
Aspergillus	5	Not Detected
Shiga Toxin E. Coli	5	Not Detected
Salmonella SPP	5	Not Detected

Analyst: 018

Test Methodology: Bio-Rad IQ-Check PCR Kits

cfu/g = colony forming units per gram

LOD = The lowest quantity that this method can reliably detect. Any microbial growth that was not detected is assumed to be less than the stated LOD (<LOD).

Reagent Blanks: <LOD for all analytes




 Luke Emerson-Mason
 Laboratory Director
 08/21/2025

 Confident LIMS
 All Rights Reserved
coa.support@confidentlims.com
 (866) 506-5866
www.confidentlims.com
