

## Loud Mouth Grape

 Sample ID: BIA250723S0005  
 Strain: 024

 Matrix: Plant  
 Type: Flower - Cured  
 Sample Size: 8.44 g  
 Lot#:

 Produced:  
 Collected:  
 Received: 07/23/2025  
 Completed: 07/31/2025  
 Batch#:

 Client  
**The Flying Cactus**  
 Lic. #  
 963 South Main Street  
 Fair Haven, VT 05743


### Summary

Test	Date Tested	Result
Sample		Complete
Cannabinoids	07/24/2025	Complete
Moisture	07/24/2025	11.00% - Complete
Water Activity	07/24/2025	0.556 aw - Complete
Terpenes	07/28/2025	Complete
Microbials	07/31/2025	Complete

### Cannabinoids

Completed

24.88%					0.07%					31.29%				
Total THC					Total CBD					Total Cannabinoids				
Analyte	LOQ	Results	Results	Mass	Analyte	LOQ	Results	Results	Mass	Analyte	LOQ	Results	Results	Mass
	mg/g	%	mg/g	mg/serving		mg/g	%	mg/g	mg/serving		mg/g	%	mg/g	mg/serving
CBDVa	0.0003	<LOQ	<LOQ		CBCVa	0.0003	<LOQ	<LOQ						
CBDV	0.0003	<LOQ	<LOQ		CBNa	0.0003	0.10	1.0						
CBDa	0.0005	0.08	0.8		Δ9-THC	0.0005	0.33	3.3						
CBGa	0.0005	1.40	14.0		Δ8-THC	0.0003	<LOQ	<LOQ						
CBG	0.0005	0.11	1.1		Δ10-THC*	0.0002	<LOQ	<LOQ						
CBD	0.0005	<LOQ	<LOQ		CBL	0.0005	<LOQ	<LOQ						
THCV	0.0003	<LOQ	<LOQ		CBC	0.0003	<LOQ	<LOQ						
CBLV	0.0003	0.13	1.3		THCa	0.0005	27.99	279.9						
CBCV	0.0003	<LOQ	<LOQ		CBCa	0.0006	0.43	4.3						
THCVa	0.0003	0.23	2.3		CBLa	0.0005	0.50	5.0						
CBN	0.0005	<LOQ	<LOQ		<b>Total THC</b>		<b>24.88</b>	<b>248.80</b>						
					<b>Total CBD</b>		<b>0.07</b>	<b>0.66</b>						
					<b>Total</b>		<b>31.29</b>	<b>312.89</b>	<b>0.00</b>					

Analyst: 048

Cannabinoids Methodology: High Performance Liquid Chromatography (HPLC) using PerkinElmer FLEXAR™ with Photo Diode Array Detector (PDA)

Total CBD and total THC are calculated values, to account for assumed decarboxylation from the acid form (THCA or CBDA) to the neutral form, causing weight loss of the acid group. These values are calculated as follows:

$$\text{Total THC} = (\text{THCA} \times 0.877) + \Delta 9\text{-THC}$$

$$\text{Total CBD} = (\text{CBDA} \times 0.877) + \text{CBD Reagent}$$

Blanks: &lt; LOQs for all analytes

LOQ = The lowest quantity that this method can reliably detect. Any cannabinoid that was not detected is assumed to be less than the stated LOQ (&lt;LOQ).

All results reflect dry weight of material, based on % moisture of the sample.

Measurement of Uncertainty (MU): the parameter, associated with the result of a measurement, that characterizes the dispersion of the values that could reasonably be attributed to the particular quantity subject to measurement. Δ9-THC MU = ±0.005% Total THC MU = ±0.007%

All other cannabinoid MU values are available upon request.

All moisture and water activity analysis is determined by dewpoint measurement using an AQUALAB water activity meter.

\*The result is the sum of delta-10 isomers.




 Luke Emerson-Mason  
 Laboratory Director  
 07/31/2025

 Confident LIMS  
 All Rights Reserved  
[coa.support@confidentlims.com](mailto:coa.support@confidentlims.com)  
 (866) 506-5866  
[www.confidentlims.com](http://www.confidentlims.com)


## Loud Mouth Grape

 Sample ID: BIA250723S0005  
 Strain: 024

 Matrix: Plant  
 Type: Flower - Cured  
 Sample Size: 8.44 g  
 Lot#:

 Produced:  
 Collected:  
 Received: 07/23/2025  
 Completed: 07/31/2025  
 Batch#:






 Client  
**The Flying Cactus**  
 Lic. #  
 963 South Main Street  
 Fair Haven, VT 05743

## Terpenes

Completed

Analyte	LOQ	Results	Results
	mg/g	mg/g	%
Limonene	0.010	12.225	1.222
$\alpha$ -Pinene	0.010	6.170	0.617
Ocimene	0.010	5.821	0.582
$\beta$ -Pinene	0.010	5.005	0.501
Linalool	0.010	2.092	0.209
$\beta$ -Myrcene	0.010	1.997	0.200
$\beta$ -Caryophyllene	0.010	1.692	0.169
Terpinolene	0.010	0.867	0.087
$\alpha$ -Humulene	0.010	0.713	0.071
Camphene	0.010	0.525	0.052
Isopulegol	0.010	0.347	0.035
$\alpha$ -Bisabolol	0.010	0.068	0.007
$\gamma$ -Terpinene	0.010	0.037	0.004
$\alpha$ -Terpinene	0.010	0.030	0.003
3-Carene	0.010	0.026	0.003
Eucalyptol	0.010	0.022	0.002
Caryophyllene Oxide	0.010	<LOQ	<LOQ
cis-Nerolidol	0.010	<LOQ	<LOQ
Geraniol	0.010	<LOQ	<LOQ
Guaiol	0.010	<LOQ	<LOQ
p-Cymene	0.010	<LOQ	<LOQ
trans-Nerolidol	0.010	<LOQ	<LOQ
<b>Total</b>		<b>37.635</b>	<b>3.764</b>

## Primary Aromas

 Orange	 Pine	 Earthy	 Lavender	 Hops
---	---	---	---	---

Analyst: 052

LOQ = The lowest quantity this method can reliably detect. Any terpene that was not detected is assumed to be less than the stated LOQ (&lt;LOQ).

Terpene Methodology: Headspace Sampler, Gas Chromatography-Mass Spectrometry (GC-MS), using Perkin Elmer Clarus® SQ8 GC MS

Reagent Blanks: &lt; LOQs for all analytes

All results reflect dry weight of material, based on % moisture of the sample.

All moisture and water activity analysis is determined by dewpoint measurement using an AQUALAB water activity meter.




 Luke Emerson-Mason  
 Laboratory Director  
 07/31/2025

 Confident LIMS  
 All Rights Reserved  
[coa.support@confidentlims.com](mailto:coa.support@confidentlims.com)  
 (866) 506-5866  
[www.confidentlims.com](http://www.confidentlims.com)


## Loud Mouth Grape

Sample ID: BIA250723S0005  
Strain: 024Matrix: Plant  
Type: Flower - Cured  
Sample Size: 8.44 g  
Lot#:Produced:  
Collected:  
Received: 07/23/2025  
Completed: 07/31/2025  
Batch#:Client  
**The Flying Cactus**  
Lic. #  
963 South Main Street  
Fair Haven, VT 05743

## Pathogens

Completed

Pathogens	LOD	Results
	CFU/g	CFU/g
Aspergillus	5	Not Detected
Shiga Toxin E. Coli	5	Not Detected
Salmonella SPP	5	Not Detected

Analyst: 018

Test Methodology: Bio-Rad IQ-Check PCR Kits

cfu/g = colony forming units per gram

LOD = The lowest quantity that this method can reliably detect. Any microbial growth that was not detected is assumed to be less than the stated LOD (&lt;LOD).

Reagent Blanks: &lt;LOD for all analytes

Luke Emerson-Mason  
Laboratory Director  
07/31/2025Confident LIMS  
All Rights Reserved  
[coa.support@confidentlims.com](mailto:coa.support@confidentlims.com)  
(866) 506-5866  
[www.confidentlims.com](http://www.confidentlims.com)